

Member News & Updates

March | 2026

Upcoming Events

AVS Featured Events



AVS Sponsored & Endorsed Events

AVS Mid-Atlantic Chapter JLab Meeting/Student Poster Competition
 April 9, 2026
 Newport New, Virginia | [Website](#)

International Conference on Metallurgical Coatings & Thin Films (ICMCTF 2026)
 April 19-24, 2026
 San Diego, California | [Website](#)

69th Annual SVC Technical Conference



AVS Events Calendar

For all AVS-related events, please review the AVS events calendar.

[View All Events](#)

AVS Board Meetings

Sunday, April 19, 2026
 San Diego, California (In conjunction with ICMCTF 2026)

Sunday, July 26, 2026
 (via Zoom)

Sunday, November 8, 2026
 Pittsburgh, Pennsylvania (In conjunction with the AVS 72nd International Symposium & Exhibition)

e-Talks

April 25-30, 2026
Long Beach, California | [Website](#)

AVS Hudson Mohawk Chapter 2026 Spring Meeting

April 29, 2026
Troy, New York | [Website](#)

AVS Pacific Northwest Chapter Critical Minerals & Materials Science Summit (CM2S2)

May 12–14, 2026
Richland, Washington | [Website](#)

AVS New Mexico Chapter Symposium, Short Courses, and Exhibition

May 18-21, 2026
Albuquerque, New Mexico | [Website](#)

AVS Professional Development Webinar - Inside Industry: Career Growth, Leadership and Professional Impact

May 20, 2026
FREE Zoom, 1:00-2:00 p.m. ET | [Register](#)

24th International Conference on Molecular Beam Epitaxy (ICMBE 2026)

July 12-17, 2026
Ann Arbor, Michigan | [Website](#)

39th International Vacuum Nanoelectronics Conference (IVNC 2026)

July 13-17, 2026
Tokyo, Japan | [Website](#):

International Workshop on Gallium Oxide and Related Materials (IWGO 2026)

August 2-7, 2026
College Park, Maryland | [Website](#)

AVS Pacific Northwest Chapter 37th Annual Symposium

September 9-11, 2026
Richland, Washington | [Website](#)

AVS Rocky Mountain Chapter Symposium

September 17, 2026
Westminster, Colorado | [Website](#)

Liquid Metal Processing and Casting Conference

September 20-24, 2026
Albuquerque, New Mexico | [Website](#)

The 13th International Conference on Vacuum and Surface Sciences of Asia and Australia (VASSCAA-13)

August 23-27, 2026
Jeju Island, South Korea | [Website](#)

e-Talks are an online forum to learn about the latest trends in the core technical areas of the AVS. All AVS e-Talks are geared toward a general technical audience, including academic and industrial researchers, technologists, policy-makers, and the public.

The next series is sponsored by the [AVS Thin Film Division](#):

[Enabling Scalable Superconducting Quantum Devices with 300 mm Wafer Processes](#)

April 28, 2026
FREE Zoom, 1:00-2:00 p.m. ET

[Atomic Layer Etch for Better Quantum Device Performance](#)

May 13, 2026
FREE Zoom, 1:00-2:00 p.m. ET

[Register for e-Talks](#)

Short Courses

AVS Short Courses provide expert-led training for technicians, scientists, and engineers in vacuum science and equipment technology, materials characterization, and materials processing. Courses are available online or in person, with customization options for larger groups.

[View Course Schedule](#)

AVS National Short Course [Fundamentals of Vacuum Technology](#)

November 9-12, 2026
[Register](#)

AVS New Mexico Chapter Short Courses

May 18-21, 2026
Albuquerque, New Mexico
[Register](#)



Member Highlights

Shine a Light on Excellence - Apply for an AVS National Student Award

National Student Awards Deadline: May 18, 2026

At AVS, we believe the future is shaped by people who push boundaries — those who challenge what's possible in science, technology, and engineering. Our National Student Awards honor students whose work moves our community and their contributions.

If you are submitting an AVS 72 abstract to a session co-sponsored by a division or focus topic, you are still eligible to apply for that division's or focus topic's student award.

National Student Awards:

Recognition for Outstanding Research by a Graduate Student. This includes five named awards and three Graduate Research Awards

Divisional Student Awards:

Numerous Divisional Awards in technical areas of interest to AVS
See the requirements under the name of the Division Award

Quick Tips:

- [Nomination Student Award Procedures](#)
- [Student Award Details](#)

Questions?

Contact Angela Klink, AVS Director of Member Programs, angela@avs.org.

[View AVS Awards](#)

AVS Professional Development Webinar - Inside Industry: Career Growth, Leadership and Professional Impact

FREE Webinar Registration

Hosted by the AVS Industrial Engagement and Professional Leadership Committees

Curious about what a career in industry really looks like? Join us on **May 20, 2026 from 1:00-2:00 p.m. ET** for *Inside Industry: Career Growth, Leadership & Professional Impact*, an engaging webinar featuring research **leaders from Medtronic, IMEC, Northrop Grumman, and GE Vernova.**

In this interactive panel discussion, industrial research managers will share insights on navigating career paths in industry, developing leadership skills, publishing and presenting while protecting intellectual property, and the value of engaging with professional societies. The session will conclude with a live Q&A, giving attendees the opportunity to ask questions directly to the panelists.

This webinar is ideal for **students exploring industry careers, early-career professionals, and industrial researchers looking to grow their professional impact.** Don't miss this opportunity to hear real-world perspectives from leaders shaping innovation across industry.

[Register for Webinar](#)

Staff News

We Congratulate [Amanda Hall](#), AVS Publications Editorial Assistant, on her AVS 4th Anniversary on March 31.

AVS 72nd International Symposium & Exhibition



The banner features a background image of a city skyline and industrial machinery. At the top left is the AVS logo, a stylized globe with the letters 'AVS' above it. To the right of the logo, the text 'AVS 72' is written in large, bold, green letters, followed by 'INTERNATIONAL SYMPOSIUM & EXHIBITION' in smaller, bold, green letters. Below this, the text 'NOVEMBER 8-13, 2026 | PITTSBURGH, PENNSYLVANIA' is written in white. At the bottom left, the text 'CALL FOR ABSTRACTS' is written in large, bold, yellow letters, with 'SUBMIT BY MAY 18, 2026' in smaller, bold, white letters below it. On the right side of the banner is a QR code.

[AVS 72 Call for Abstracts](#)

Call for Abstracts Deadline: May 18, 2026

Submit Abstract

Featuring Presentations & Special Events on Emerging Topics Related to Materials, Processing, Interfaces, and Devices

The AVS International Symposium and Exhibition provides THE platform for discussing state-of-the-art advances in atomic-scale processing, characterization, measurement, and simulation of materials, surfaces, interfaces, and devices. From fundamental science to manufacturing, this weeklong Symposium fosters a multidisciplinary environment where participants from industry, government labs, and academia can collaborate and explore research in vacuum technology, thin films, plasma science, microelectronic devices, quantum computing, 2D materials, nanostructures, biomaterials, surface and interfacial phenomena—and much more. An extensive Exhibition of related equipment, tools, materials, supplies, chemicals, services, consulting, technical literature, and new technologies are also showcased throughout the week.



AVS 72 INTERNATIONAL SYMPOSIUM & EXHIBITION
NOVEMBER 8-13, 2026 | PITTSBURGH, PENNSYLVANIA

PLENARY LECTURE
Akihisa Sekiguchi, Ph.D
Corporate Fellow, GM, Corporate Innovation Division
Tokyo Electron Limited

**“Vacuum Science and Technology:
Enabling the Next Era of
Industrial Transformation.”**

Technical & Poster Sessions - Mini Symposia - Exhibits - Professional Development
- Career Services - Training

<u>2D Materials (2D)</u>	<u>Biomaterial Interfaces (BI)</u>	<u>Nanoscale Science & Technology (NS)</u>
<u>Actinides and Rare Earths (AC)</u>	<u>Biomaterials Plenary (BP)</u>	<u>Nanoscale Science and Technology Plenary (NSP)</u>
<u>Advanced Microelectronic Materials (AM)</u>	<u>Chemical Analysis and Imaging of Interfaces (CA)</u>	<u>Plasma Science and Technology (PS)</u>
<u>Advanced Packaging (PK)</u>	<u>Electronic Materials and Photonics (EM)</u>	<u>Quantum Science and Technology (QS)</u>
<u>Advanced Surface Engineering (SE)</u>	<u>From Ionic Crystals to Ionic Conductivity: An Iconic Celebration of Gary W. Rubloff’s 50+ Years in Science (GWR)</u>	<u>Spectroscopic Ellipsometry (EL)</u>

<u>Advances in Battery Engineering, Interface Design, and Characterization (BT)</u>	<u>Light Source Enabled Science (LS)</u>	<u>Surface Science (SS)</u>
<u>Advances in EUV Lithography (EUV)</u>	<u>Magnetic Interfaces and Nanostructures (MI)</u>	<u>The Future of Temperature Sensing (TS)</u>
<u>AI/ML/Autonomous Experimentation for Thin Films Processing (AIML)</u>	<u>Manufacturing Science & Technology (MS)</u>	<u>Thin Films (TF)</u>
<u>Applied Surface Science (AS)</u>	<u>Materials and Innovations for Fusion Energy (FUS)</u>	<u>Undergraduate Posters (UN)</u>
<u>Atomic Scale Processing (AP)</u>	<u>Multifunctional and Hybrid Microsystems (MC)</u>	<u>Vacuum Technology (VT)</u>
<u>AVS Quantum Science Workshop (AQS)</u>		

Publications Highlights

Improving Boron Nitride Nanotube Fabrics for Application in Extreme Environments

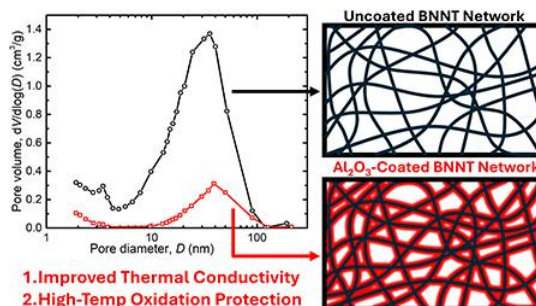
Authors: Cole R. Davis, Sara C. Mills, Benjamin L. Greenberg, Aalok Gaitonde, Austin J. Cendejas, Kevin P. Anderson, Boris N. Feigelson, James A. Wollmershauser, and Amy M. Marconnet

Publication: [Dual-purpose alumina ALD coatings for enhanced oxidation resistance and thermal conductivity of boron nitride nanotube fabrics](#), *Journal of Vacuum Science & Technology A*, Vol. 43, No. 6, Nov/Dec 2025

Adding thin Al₂O₃ coatings to boron nitride nanotube fabrics increases their oxidation resistance and can improve their thermal conductivity by two orders of magnitude.

Boron nitride nanotube (BNNT) fabrics have a unique anisotropic thermal conductivity and remain stable in temperatures of up to 900 degrees Celsius. This makes them attractive materials for thermal management, but applications in extreme conditions require even higher stability.

In the *AVS Journal of Vacuum Science & Technology A*, researchers from the Naval Surface Warfare Center, the U.S. Naval Research Laboratory, and Purdue University improved the thermal stability and oxidation resistance of BNNT fabrics using atomic layer deposition (ALD) coatings.



[Read Article](#)

“BNNTs have a wide range of applications, including electronic packaging, composite reinforcement, thermal management, and radiation shielding,” said author Cole Davis. “Improving the thermal conductivity and extending the environment in which it can be used is critical for all applications in extreme environments.”

When exposed to oxygen, BNNTs are currently limited by failure due to oxidation at approximately 850 degrees Celsius, as well as limited thermal conductivity due to significant contact resistance.

“We saw ALD as a promising approach to overcome these limitations because it is a conformal process that could bridge gaps between nanotubes, creating a more continuous structure while simultaneously capping defects and reducing oxidation,” Davis said.

Previous attempts to use ALD to coat BNNTs with aluminum oxide (Al_2O_3) have failed due to nonuniform coating and crystallization and cracking of the Al_2O_3 . The researchers built upon this method by using an improved ALD technique — that is, a longer precursor exposure to improve uniformity and a series of 50 small ALD cycles — and annealing the material to crystallize the Al_2O_3 .

Their resulting fabrics, comprised of 500 micrometer-thick BNNT substrates with five-nanometer Al_2O_3 coatings, showed vast improvements to BNNT fabrics’ properties. The fabrics were low-density and did not peel apart, maintaining their shape and dimensions after two hours of oxidization at 1000 degrees Celsius. Furthermore, their thermal conductivity increased by up to 192%.

“We knew that the oxidation kinetics would likely improve after ALD, but we did not expect it to reduce oxidation to the extent it did, especially at such thin coating thicknesses,” Davis said.

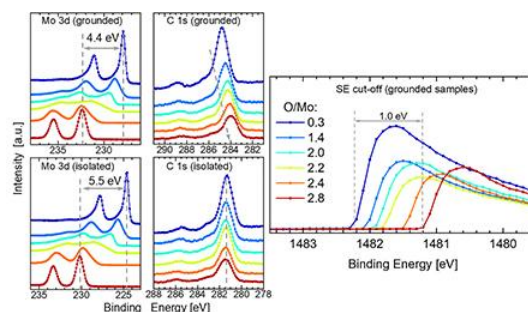
There are several paths the researchers would like to continue to explore for further expanding BNNT applications.

“Not only is it important to improve thermal properties, but to also create new methods of material fabrication,” Davis said.

Sample Mounting for XPS: To Ground or Not to Ground?

Author: Grzegorz Greczynski

Publication: [Toward reliable x-ray photoelectron spectroscopy: Understanding fundamental differences between analyses performed on samples with and without electrical contact to spectrometer](#), *Journal of Vacuum Science & Technology A*, Vol. 44, No. 2, Mar/Apr 2026



[Read Article](#)

The decision to ground a sample has different effects on XPS data depending on whether the sample is a conductor or an insulator.

X-ray photoelectron spectroscopy (XPS) is a common method for studying surface chemistry due to its versatility and ease of use. However, the method may appear more straightforward than it is, and decisions a researcher makes in setting up their sample can have serious consequences on data analysis and interpretation.

In the *AVS Journal of Vacuum Science & Technology A*, Grzegorz Greczynski, from Linköping University, compared XPS measurements of grounded and isolated samples to understand how grounding — or not — can affect the measured spectra.

“XPS measurements with samples isolated from ground have become more common in recent years, predominantly because large fractions of novel materials fall under the category of electrical insulators,” said Greczynski.

Grounding electrical insulators prior to analysis makes it difficult to obtain a uniform electrical potential over the analyzed sample area, leading to distorted spectra; conversely, isolating electrical insulators enables higher quality, more reliable measurements, making isolation a customary choice.

“What is, however, often not realized is that the energy reference levels are not the same as if analyses were performed in a conventional way — i.e. with grounded samples,” Greczynski said. “This is a very important point to realize before making interpretations of any peak shifts.”

With several case studies representing common XPS scenarios, Greczynski demonstrated the difference between XPS analyses performed with and without electrical contact to ground. By varying the metal oxidation state, removing oxides, and more, Greczynski showed the effects of the sample’s work function: For grounded conducting samples, changes in the work function do not affect the conductors’ binding energy, but electrically isolated conductors experience a corresponding shift in the measured peaks. The opposite relationship is true for insulating samples.

“This is a serious concern, as [the] sample work function is sensitive to many often difficult to control parameters, such as crystalline phase, preferred orientation, impurity levels, and surface cleanliness,” Greczynski said.

Ultimately, Greczynski said the best approach to obtaining undistorted XPS data from insulators is to decouple such samples from a spectrometer and control their surface potential with a flood gun, while considering the sample work function and its changes in the course of analyses.

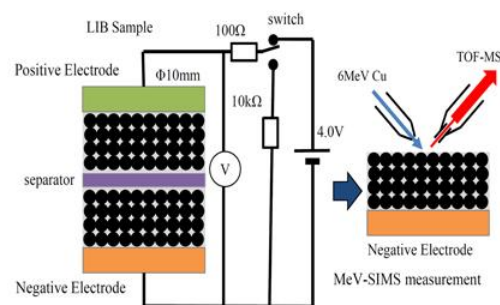
“However, electrical conductors should be grounded, as this makes the entire data analysis process more straightforward,” Greczynski said.

Inhomogeneous samples composed of regions with varying electrical conductivity are the most challenging to study. In such a case, Greczynski noted that measuring the sample in both configurations, grounded and isolated, may be very helpful.

MeV-SIMS Measurement of Negative Electrode Surface of Lithium Ion Battery After Charging and Discharging

Author: Toshio Seki

Publication: *J. Vac. Sci. Technol. B* 44, 014001 (2026)



[Read Article](#)

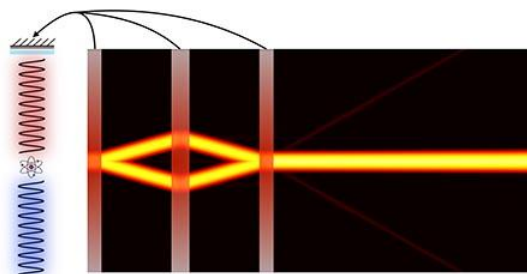
The MeV-SIMS technique uses heavy ion beams with energies in the MeV range, allowing samples to be measured under ambient conditions due to the high transmission capability of these ions at low vacuum or atmospheric pressures. Ambient MeV-SIMS is a suitable method for investigating the reactions at the electrode–electrolyte interface. MeV-SIMS measurements were conducted on the LIB negative electrode after 1–20 charging and

discharging cycles at 4.0 V. Numerous peaks are observed in the SIMS spectra of the negative electrode following charging and discharging, with most of these peaks originating from the surface of the LIB negative electrode. Some peak intensities increase or decrease depending on the number of charging and discharging cycles. The mass peaks whose intensity increased with charging and discharging cycles were predicted to be components remaining on the surface as the solid–electrolyte interphase (SEI), indicating that the SEI mainly contains organophosphate molecules.

High-contrast Double Bragg Interferometry via Detuning Control

Authors: Rui Li, Víctor José Martínez-Lahuerta, Naceur Gaaloul, and Klemens Hammerer

Publication: *AVS Quantum Sci.* 8, 014402 (2025)



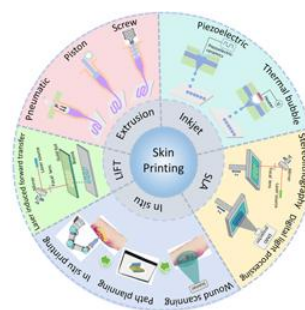
[Read Article](#)

We propose high-contrast Mach–Zehnder atom interferometers based on double Bragg diffraction (DBD) operating under external acceleration. To mitigate differential Doppler shifts and experimental imperfections, we introduce a tri-frequency laser scheme with dynamic detuning control. We evaluate four detuning-control strategies—conventional DBD, constant detuning, linear detuning sweep (DS-DBD), and a hybrid protocol combining detuning sweep with optimal control theory (OCT)—using exact numerical simulations and a five-level S-matrix model. The OCT strategy provides the highest robustness, maintaining contrast above 95% under realistic conditions, while the DS-DBD strategy sustains contrast above 90% for well-collimated Bose–Einstein condensates. These results offer practical pathways to high-contrast, large-momentum-transfer DBD-based interferometers for precision quantum sensing and fundamental physics tests.

3D Bioprinting for Structural and Functional Skin Regeneration: Technologies, Bioinks, and Key Challenges

Authors: Tian Jiao, Zhaoning Wang, Guiquan Han, Cong Liu, Chao He, and Shibang Ma

Publication: *Biointerphases* 21, 010801 (2026)



[Read Article](#)

[Read Scilight](#)

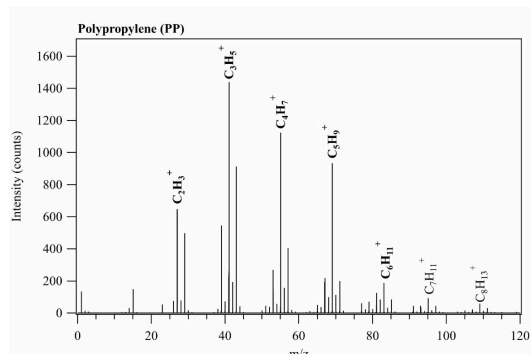
As the body's largest organ and primary protective barrier, skin is critical for maintaining physiological homeostasis. Severe skin injuries pose a major global healthcare challenge, with hundreds of thousands of annual deaths attributed to limited transplantable skin availability. 3D bioprinting has emerged as a revolutionary approach to fabricate biomimetic, anatomically precise skin constructs. This review summarizes the research progress of 3D bioprinting in skin structural and functional regeneration: it systematically assesses five core bioprinting technologies (extrusion, inkjet, stereolithography, laser-induced forward transfer, and in situ printing) along with their advantages and limitations

in skin fabrication; outlines advancements in skin-specific bioinks (biomaterials, skin cells, growth factors and medicines) and their regulatory roles in regeneration; and discusses achievements and challenges in reconstructing skin vasculature, and pigmentation. Finally, current bottlenecks and future directions for achieving complete structural and functional skin regeneration via 3D bioprinting are comprehensively addressed.

ToF-SIMS Spectra of Polypropylene, Polystyrene, and Polyethylene Terephthalate in Positive Polarity

Authors: Nicolas Molina and Filippo Mangolini

Publication: *Surf. Sci. Spectra* **33**, 015001 (2026)



[Read Article](#)

Authors from the University of Texas at Austin report the ToF-SIMS reference spectra in positive mode for three common, additive-free homopolymer films: polypropylene (PP), polystyrene (PS), and polyethylene terephthalate (PET). The resulting spectra provide diagnostic polymer fingerprints, including hydrocarbon allylic fragment series for PP, aromatic and styrenic fragments for PS, and oxygenated aromatic/terephthalate fragments and repeat-unit oligomer ions for PET. These spectra are intended to serve as baseline library entries to support polymer identification, method development, and routine quality control in ToF-SIMS surface analysis. Each specimen's background information is also recorded to support traceability and facilitate comparison across instruments and laboratories.

This data article is the first in a collection of work representing [ToF-SIMS of Homogeneous Materials](#). This collection aims to compile reference spectra from the wide range of materials that are sure to exist within the communities' data archives. Consider submitting your ToF-SIMS homogeneous materials data to this collection. The ToF-SIMS submission template — along with other SSS technique-specific templates and other information — can be found [here](#).

Publications Announcements



Follow Publications on
Social Media Below!

[Publications Library](#)



AVS Quantum Science
(AQS)

[AQS Website](#)

Remember to follow AVS journals on social media for highlights of exciting research, upcoming submission opportunities, and the latest information on other publications-related news and events!



Upcoming Submission Deadlines:

[Selected Papers from the AVS 71 Quantum Mini-Symposium 2025:](#)
April 30, 2026



Biointerphases (BIP)

[BIP Website](#)



Upcoming Submission Deadlines:

[The Future of Biointerface Science](#)
2026: May 1, 2026



Journal of Vacuum Science & Technology A (JVSTA)

[JVST A Website](#)



Upcoming Submission Deadlines:

[Spotlight on Early-Career Breakthroughs in Surface and Interface Science:](#) June 9, 2026

Journal of Vacuum Science & Technology B (JVSTB)



[JVST B Website](#)



Upcoming Submission Deadlines:

[Spotlight on Early-Career Breakthroughs in Nanotechnology:](#)
June 9, 2026

Surface Science Spectra (SSS)



[SSS Website](#)



Upcoming Submission Deadlines:

[ToF-SIMS of Homogeneous Materials:](#) May 20, 2026
[Higher Energy X-ray Photoelectron Spectroscopy:](#) September 9, 2026

Event Announcements



52nd International Conference on Metallurgical Coatings and Thin Films (ICMCTF 2026)

View Technical Program and Register

April 19-24, 2026
San Diego, California
[Website](#)

Register


The 52nd International Conference on Metallurgical Coatings and Thin Films (ICMCTF 2026) will be held at the Town & Country Resort, San Diego, California, USA, from April 19-24, 2026. ICMCTF is the premier international conference in the field of thin film deposition, characterization, and advanced surface engineering, promoting a global exchange of ideas and information among scientists, technologists, and manufacturers. The ICMCTF 2026 technical sessions will feature an overarching theme that emphasizes materials, surface engineering, processes, and applications relevant to the development of future materials, and will include a Topical Symposium focused on sustainability. The Conference includes more than 90 high-profile invited speakers, in over 50 sessions, across technical symposia, plenary and keynote lectures, short courses, an awards program, and daily social networking events.

A major exhibition of equipment, materials, technical literature, and new technologies is a key part of the conference. Attendees from all over the world come to present their findings, exchange ideas, share insights, make new friends, and often establish collaborations. The Conference typically draws 500 attendees.



Secure Your Visa Early: Due to increasing delays in securing visas it is strongly encouraged that you begin this process immediately to ensure approval. Please click here for additional information and assistance. Should you need an invitation letter, please contact icmctf@icmctf.org as early as possible to ensure you receive your visa well in time for the meeting.

How to View the Technical Program:

- [View Online Scheduler](#)
- [Download Mobile App](#)
- [View PDF Technical Program](#)



ICMCTF 2026



2026 R.F. Bunshah Award and Honorary Lecture Recipient

Andrey Voevodin, University of North Texas, USA

“For sustained, pioneering contributions in engineered nanostructures with adaptive and tunable mechanical properties, tailored directional thermal properties, and advanced opto/nanoelectronics functionality.”



TechCon 2026

Long Beach

Technical Program
April 27 – April 30
Education Program
April 25 – April 30
Technology Exhibit
April 28 – April 29

69th Annual SVC Technical Conference • April 25 – 30, 2026
Long Beach Convention Center, Long Beach, California, USA

69th Annual SVC TechCon and Exhibition

April 25-30, 2026
Long Beach, California
[Website](#)

The SVC TechCon focuses on the essential role that Thin Films, Coatings, and Surface Engineering play in the products and services that drive our daily lives and includes the largest exposition dedicated to vacuum coating technologies and materials. The SVC represents the latest technologies, manufacturing methodologies, and business insights that support a global group of stakeholders. Hear the latest R&D results and applications from industry engineers, academics and scientists from around the world. Highlighted by prominent keynote and invited speakers, the TechCon offers an engaging podium for contributed talks and posters as well as panel discussions. The education program includes 37 practical and problem-solving tutorial courses.

AVS Hudson Mohawk Chapter 2026 Spring Meeting

Call for Abstracts Deadline: April 15, 2026

Submit Abstract or Register

We are pleased to invite you to participate in the 2026 Hudson Mohawk AVS Spring Meeting, which will be held on **Wednesday, April 29, 2026, at Rensselaer Polytechnic Institute (RPI)**.

Preliminary Agenda:

2:50 – 3:20 PM: Reception (coffee and cookies served)
3:20 – 3:30 PM: Welcoming Remarks by the Executive Committee
3:30 – 4:00 PM: Keynote Presentation - Dr. Christine M. Mahoney, Corning R&D
4:00 – 5:30 PM: Oral Presentations (six 15-minute slots)
5:30 – 7:00 PM: Poster Presentations (pizza and refreshments served)
7:00 – 7:20 PM: Awards Ceremony for Student Presenters

Call for Abstracts Deadline: April 15, 2026

Abstracts are now being solicited for oral and poster presentations on topics of interest within AVS: surface engineering, thin films, material properties, interface characterization, vacuum techniques, electronic properties, photovoltaics, nanofabrication, energy storage, biophysics and bio-inspired systems, etc.

As an interdisciplinary professional society, AVS supports networking among academic, industrial, government, and consulting professionals involved in a variety of disciplines related to materials, surfaces, interfaces, and processing. Participation in the local chapter provides an excellent opportunity to interact in a smaller venue compared to the larger national conferences, affording the participants time to focus on presentations of scientific work that is happening in our immediate geographic proximity, and opportunity for professional networking.

These local chapter meetings are also an ideal setting for students and early career researchers and professionals to present their research. Therefore, student participation is strongly encouraged. Established professionals are also welcome to submit abstracts, which could include recent studies or provide overviews of topics of general scientific interest to the society and chapter members.

Please email steve_consiglio@avs.org and aleksandra_biedron@avs.org to submit an abstract and/or register:

- For abstract submission: e-mail by **April 15, 2026**, with subject line “HMAVS Spring 2026 Abstract,” abstract file attached, and in email body: your name, organization/affiliation, and if you are an AVS member.
- For registration: e-mail by **April 22, 2026**, with your name, organization/affiliation, and if you are an AVS member, with subject line in the email “HMAVS Spring 2026 Registration.”
- If you submitted an abstract you do not need to send a registration e-mail. However, if your co-authors plan to attend the meeting, they will need to register separately.

Registration and Student Awards:

- Registration is required, but the meeting is free and open to non-AVS members.
 - Pizza and refreshments will be provided around 5:30 p.m.
 - At the end of the meeting, awards will be given for the best student oral and poster presentation(s). The student award winner(s) will receive a cash award, be given an award certificate, and be publicized in the AVS Newsletter.
-



Critical Minerals & Materials Science Summit (CM²S²): From Discovery to Deployment

Registration is Now Open

May 12–14, 2026
Richland, Washington
[Website](#)

Register

PNWAVS will be hosting the **first-ever Critical Minerals & Materials Science Summit (CM²S²): From Discovery to Deployment**, taking place **May 12-14, 2026**, at **Pacific Northwest National Laboratory (PNNL)**.

CM2S2 is a premier event bringing together leading experts from **national laboratories, industry, academia, and government** to connect on supply chain modeling, extraction and separations science, and AI-enabled autonomous research to accelerate the translation from discovery to applied research and development.

The conference will be co-chaired by **Cindy Bruckner-Lea** and **Todd Schaefer**.

Key Dates:

- Registration deadline (U.S. citizens): **May 1, 2026**
- Conference dates: **May 12–14, 2026**

For additional details, including speakers, program updates, and registration information, please visit the [conference website](#).

We encourage PNWAVS members to participate in this inaugural event and help shape an important new conference focused on critical minerals and materials science.



AVS 26th International Conference on Atomic Layer Deposition (ALD 2026) Featuring the 13th International Atomic Layer Etching Workshop (ALE 2026)

Late News Abstract Deadline: April 9, 2026

June 28- July 1, 2026

Tampa, Florida

[Website](#)

[Submit Late News Abstract](#)

The AVS 26th International Conference on Atomic Layer Deposition (ALD 2026) featuring the 13th International Atomic Layer Etching Workshop (ALE 2026) will be a three-day meeting dedicated to the science and technology of atomic layer controlled deposition of thin films and atomic layer etching. Since 2001, the ALD conference has been held alternately in the United States, Europe and Asia, allowing fruitful exchange of ideas, know-how and practices between scientists. The conference will take place Sunday, June 28-Wednesday, July 1, 2026, at the JW Marriott Water Street, Tampa, Florida.

As in past conferences, the meeting will be preceded (Sunday, June 28) by one day of tutorials and perspectives and a welcome reception. Sessions will take place (Monday-Wednesday, June 29-July 1) along with an industry tradeshow. All presentations will be audio-recorded and provided to attendees following the conference (posters will be included as PDFs). Anticipated attendance is 700+.



ALD/ALE 2026

JUNE 28-JULY 1, 2026 | TAMPA, FLORIDA



ALD PLENARY SPEAKER

Gurtej S Sandhu
Principal Fellow and Vice President, Technology Development, Micron Technology, Inc.

"A Legacy of Atomic-Scale Innovation – Powering the AI Era"



ALD/ALE 2026

JUNE 28-JULY 1, 2026 | TAMPA, FLORIDA



ALE PLENARY SPEAKER

Gaurav Thareja
Director, Technology Development, Applied Materials

"From Atoms to Systems: Atomic-Layer Engineering for the Next Era of Logic and Memory Technologies"



The 13th International Conference on Vacuum and Surface Sciences of Asia and Australia (VASSCAA-13)

Call for Abstracts Deadline May 29, 2026

August 23-27, 2026
Jeju Island, South Korea
[Website](#)

[Submit Abstract](#)

On behalf of the Organizing Committee, we are pleased to share the latest information regarding the 13th International Conference on Vacuum and Surface Sciences of Asia and Australia (VASSCAA-13). The conference will bring together researchers and experts to discuss recent advances and future perspectives in vacuum science, surface science, and related fields. This meeting is organized by the Korean Vacuum Society.

AVS Career Center



Experience the **Reinvented**
AVS Career Center

Now with more **Relevant**
Job Search Results and
Easier-to-Find Advice

EXPLORE NOW



Featured Jobs

[Lawrence Livermore National Laboratory \(LLNL\)](#)
Chemist/Materials Scientist

[NIST Applied Physics Division](#)
Postdoctoral or Research Associate

[Unearthly Materials Inc.](#)
Scientist: X-Ray Crystallography

[Unearthly Materials Inc.](#)
Scientist: Nanofabrication

[Unearthly Materials Inc.](#)
Scientist: Materials Synthesis

[View All Jobs](#)

AVS Corporate Members



[Altran Corporation](#)
[American Institute of Physics](#)
[Anderson Dahlen - Applied Vacuum
Division](#)
[ATLANT 3D Nanosystems](#)
[BellowsTech](#)
[Duniway Stockroom, Corp.](#)
[Gamma Vacuum](#)
[GD&T Inc.](#)
[Hidden Analytical, Inc.](#)
[HVA, LLC](#)
[Integrated Engineering Software](#)
[Intlvac Thin Film](#)
[ION-TOF USA, Inc.](#)
[Kratos Analytical](#)

[Mack Vacuum Technologies, Inc.](#)
[Oregon Physics LLC](#)
[Pfeiffer Vacuum](#)
[Physical Electronics](#)
[Reynard Corporation](#)
[RF VII, Inc.](#)
[SPECS Surface Nano Analysis GmbH](#)
[Staib Instruments, Inc.](#)
[Sumitomo \(SHI\) Cryogenics of America, Inc.](#)
[Super Conductor Materials, Inc.](#)
[Thermo Fisher Scientific, Inc.](#)
[UC Components, Inc.](#)
[VACOM USA LP](#)
[Veeco Instruments Inc.](#)

Join Your Colleagues - Become an AVS Corporate Member



AVS | 125 Maiden Lane, 15B 15th Floor | New York, NY 10038 US

[Unsubscribe](#) | [Update Profile](#) | [Constant Contact Data Notice](#)



Try email & social marketing for free!